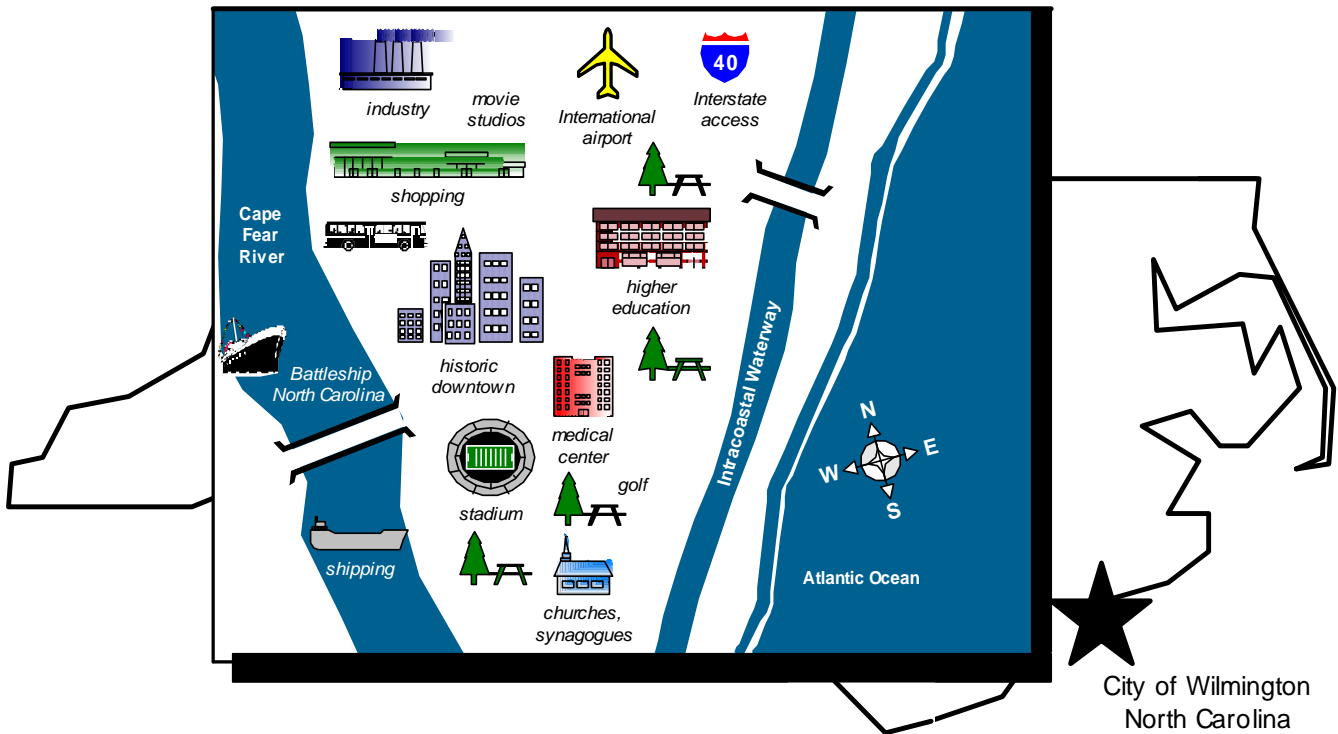


Wilmington, North Carolina, incorporated in 1739, is located in the southeastern area of the State, approximately 30 miles north of the mouth of the Cape Fear River. The port city is on a peninsula of land bordered by the river to the west, and the Intracoastal Waterway and Atlantic Ocean to the east and south. The river boasts one of the largest container shipping ports in the southeastern United States, has been named by the U.S. Coast Guard as a “Coast Guard City,” and is homeport to the cutter CGCC Diligence. Wilmington is easily accessed by a number of highways including Interstate 40, or by air via the Wilmington International Airport.

The downtown waterfront district, government seat of Wilmington, is filled with historic homes, churches, and public buildings. Grounded in abounding history, Wilmington continues to grow as the business hub of the region as illustrated by the presence of the Pharmaceutical Product Development, (PPD) Inc. World Corporate Headquarters and the Wilmington Convention Center. Hotels and inns, conference facilities, music and theater, and unique and interesting shops and restaurants all contribute to a vibrant day and evening community life.

Wilmington’s temperatures average 63°, with approximately 215 clear or partly cloudy days each year, great weather for conducting business, or for golfing, fishing, tennis, boating, or just relaxing at one of the area’s many parks and ocean front beaches.



Performing arts are a mainstay of life in Wilmington and include theatre, music from opera to jazz, art galleries, and museums. The Louise Wells Cameron Museum (formerly St. John's Museum of Art) is dedicated to collecting, preserving, and exhibiting the art of North Carolina. The Cape Fear Museum features an overview of the cultural and natural histories of the Cape Fear region from prehistory to the present. The Wilmington Children's Museum has interactive exhibits designed to stimulate children's imagination, curiosity, and innate love of learning. The Bellamy Mansion Museum focuses on history, architecture, landscapes and design arts, while the Wilmington Railroad Museum preserves the history of railroading in the southeastern United States

Visitors to the area will also enjoy the North Carolina Aquarium at Fort Fisher, a 235,000 gallon tank with 50 different species of marine life, tours of EUE/Screen Gems movie studios, (one of the largest motion picture studios on the East Coast) and the World War II Battleship North Carolina.

Annual special events in the Wilmington area include the Azalea Festival, Riverfest, jazz festivals, garden tours, and arts festivals at Airlie Gardens, summer concert series, 4th of July Riverfront Celebration, golf and tennis tournaments, and the Dog Jog.

New Hanover County offers both public and private schooling for tots through teens and educational opportunities are available at university, community, and technical college levels. Many adults take advantage of Lifelong Learning programs offered by the University of North Carolina at Wilmington (UNCW) which include classes in music, art, theater, languages, history, and career/professional development.

UNCW also offers Marine Quest, which specializes in marine science and environmental education programs for children ages 7 through 14. Cape Fear Community College offers various associate degree programs and training in law enforcement and firefighting, construction trades, professional development, and marine captain's license preparation. The curriculum at Miller-Motte Technical College includes courses in business administration, computers, accounting, art direction, and massage therapy.

Even though the last several years of growth have catapulted Wilmington from a small town to one of the largest cities in southeastern North Carolina, it has maintained its small town friendly, welcoming atmosphere to new residents, visitors, and businesses.

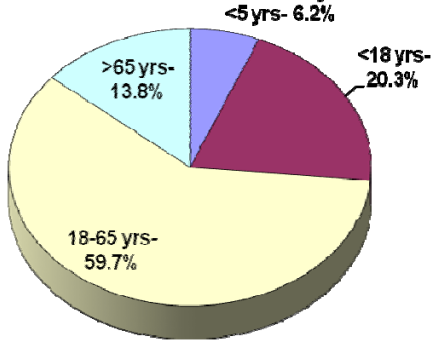
**Government**

Incorporated.....	1739
Form of Government.....	Council-Manager
Elected Body.....	7 members- Mayor and 6 Council Members
Terms of Office Mayor .....	2 years
Terms of Council.....	4 years, staggered terms
City Council Meetings .....	1 <sup>st</sup> and 3 <sup>rd</sup> Tuesday each month at City Hall

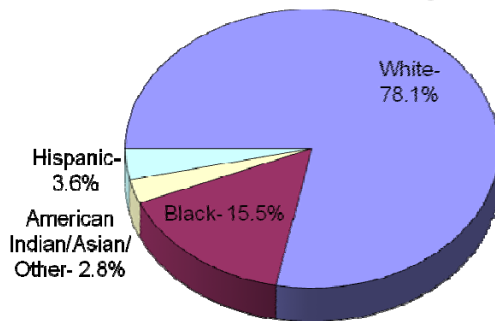
**Demographics**

City of Wilmington population, 2010 .....	106,476
City of Wilmington Median Household Income, 2010 .....	\$35,634
New Hanover County population, 2010 .....	202,667
New Hanover County population rank in North Carolina .....	9
New Hanover County Median Household Size, 2010.....	2.30
Median Age, Wilmington, 2009.....	33
Gender Composition, Wilmington, 2009 .....	Female 51.7/ Male 48.3
Racial Composition, Wilmington, 2009 .....	78.1% White
.....	15.5% Black
.....	2.8% American Indian/Asian/Other
.....	3.6% Hispanic
Median Value of Owner-occupied Homes, New Hanover Co, 2009 .....	\$231,400
New Hanover County per Capita Income, 2009 .....	\$36,662
Land Area (Office of State Demographer, 2009) .....	51.55 square miles
Unemployment Rate, Wilmington Metro April, 2011 .....	9.7%

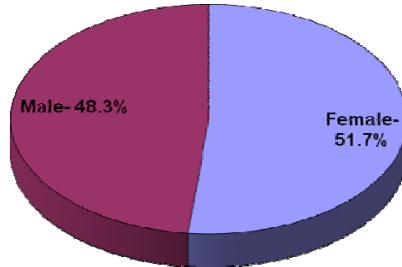
**Population Age Demographic  
New Hanover County**



**Racial Composition Demographic  
New Hanover County**



**Gender Composition Demographic  
New Hanover County**



Source: U.S. Census Bureau – New Hanover County Quick Facts

**Area Educational Information**

New Hanover County Schools, Spring 2011 .....	44 total
.....	Pre-K – 3
.....	Elementary School – 25
.....	Middle School – 9
.....	High School – 7
New Hanover County High School(s) Cohort Completion Rate, 2010 .....	70.9%
University of North Carolina at Wilmington Enrollment, est. Spring 2011:	
.....	661 acre campus
.....	12,136 total students (excluding extension)
Cape Fear Community College Enrollment, est. Spring 2011:	
.....	9,406 total students
Miller- Motte Technical College Enrollment, est. Spring 2011: .....	975 total students
Mt. Olive College Enrollment, est. Spring 2011 .....	475 total students

**Police Protection**

Number of Sworn Officers, Auth FY 2011-12 .....	264 (251 City funded/13 grant funded)
Number of Approx. Calls for Service Annually FY 2010-11 .....	170,000
Number of Stations .....	1 headquarters, 1 substation

**Fire Protection**

Number of Full-time Firefighters, Authorized FY 2011-12 .....	194
Number of Fire Stations .....	11
ISO Rating .....	2
Number of Fire Responses, est. FY 2010-11 .....	9,400

**Solid Waste Collection**

Number of Customers – Total Serviced by City Crews.....	28,421
Tons Collected, est. FY 2010-11 .....	23,770
Bulky Trash, est. FY 2010-11 .....	1,880 tons
Vegetative, est. FY 2010-11 .....	11,670 tons

**Street System**

Miles of City Streets, 2010 Powell Bill/D.O.T.:	
.....	8.07 – soil, stone or gravel surface
.....	371.76 – hard surface

Number of Street Lights:

..... 8,431 leased from Progress Energy Co.  
 ..... 569 City-owned  
 ..... 295 reimbursed to HOA's  
 Number of Traffic Signals – Total City Maintained ..... 211

**Municipal Golf Course**

Number of Holes (par 71) ..... 18  
 Total Distance ..... 6,564 yards  
 # of Rounds played annually, est. FY 2010-11 ..... 45,700 (18) hole rounds  
 ..... 15,800 (9) hole rounds

**Parks and Recreation**

City-wide Parks & Total Acreage ..... 35 (611 acres)  
 Number of Athletic & Recreational Facilities ..... 8 (104 acres)  
 Number of Landscaped Areas & Greenways ..... 18 (20.5 acres)

***Top Employers (May, 2011)***

Company	Employee Count	Product/Service
New Hanover Regional Medical Center/Cape Fear Hospital/Physician Groups	4,831	Hospitals
New Hanover County Schools	3,666	Education
GE Hitachi Nuclear Americas	2,128	Global Nuclear Fuel/Energy, Aircraft
University of NC Wilmington	1,881	Higher Education
PPD, INC.	1,600	Pharmaceutical & Biotech Discovery/Development
New Hanover County	1,439	County Government
Cape Fear Community College	1,246	Education
Verizon Wireless	1,360	Communications
Progress Energy	1,156	Electricity- Southport & Wilmington
City of Wilmington	975	City Government

***Top Ten Taxpayers (FY 2010)***

<b>Taxpayer</b>	<b>Rank</b>	<b>Taxable Assessed Value (\$)</b>	<b>% of Total Value</b>
<b>Corning</b>	1	192,535,316	1.40
<b>Progress Energy (CP&amp;L)</b>	2	61,247,884	0.50
<b>Centro Independence LLC- Mall</b>	3	50,436,737	0.40
<b>BellSouth Tel Co.</b>	4	47,460,093	0.40
<b>Mayfaire Retail LLC</b>	5	34,739,297	0.30
<b>NNP IV Cape Fear River LLC</b>	6	33,672,953	0.30
<b>River Ventures LLC (PPD)</b>	7	33,496,976	0.30
<b>GS II University Centre LLC</b>	8	33,061,926	0.20
<b>Mayfaire Spe B LLC</b>	9	31,466,430	0.20
<b>Avalon Apartments</b>	10	29,725,985	0.20

Source: New Hanover County Tax Office